

FlashCo® EDGE® COATED EDGE METAL QUOTE FORM

Email to: Edge@FlashCo.com, or fax to: (707) 824-5858

Name: _____ Distributor: _____

Company: _____ Job Name: _____

Cellular: _____ Job City & State: _____

Email: _____ Job Date: _____

Choose Options:

Type: TPO PVC

Color: White Tan Gray

Dark Bronze Slate Gray

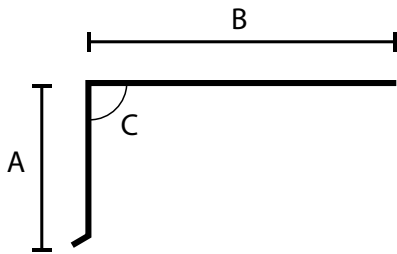
Other: _____

Talk with your FlashCo Representative for special orders & material availability.

Notes:

- All lengths of metal are 10' unless otherwise stated.
- Kick and hem are both included in pullout total measurement
- Standard edge is 3/8" and 30° away from the vertical.
- Sold in bundles of 10.

Drip Edge



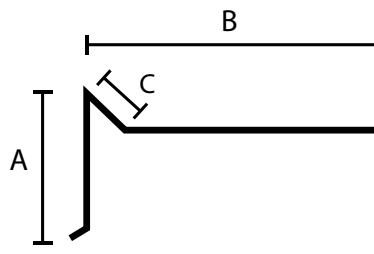
Size
 A= _____ in.
 B= _____ in.
 C= _____ deg.

Options
 No Hem
 Hem Open
 Hem Closed

Quantity _____

Hem Return _____ in.

Gravel Stop Drip Edge



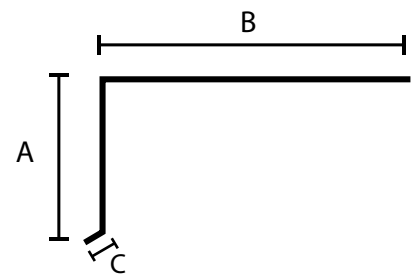
Size
 A= _____ in.
 B= _____ in.
 C= _____ in.

Options
 No Hem
 Hem Open
 Hem Closed

Quantity _____

Hem Return _____ in.

Cleat

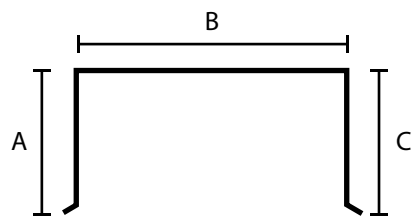


Size
 A= _____ in.
 B= _____ in.
 C= _____ in.

Quantity _____

Cleat fits in Open Hem

Cap Metal



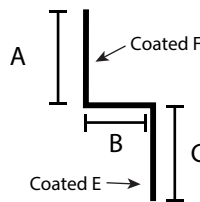
Size
 A= _____ in.
 B= _____ in.
 C= _____ in.

Options
 No Hem
 Hem Open
 Hem Closed

Quantity _____

Hem Return _____ in.

Z Bar

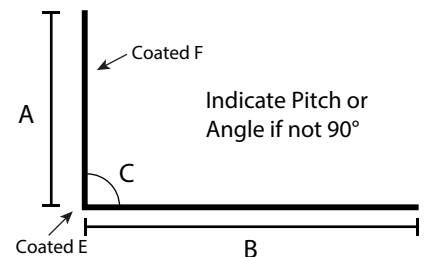


Size
 A= _____ in.
 B= _____ in.
 C= _____ in.

Quantity _____

Coated Side:
 E F

Roof To Wall/Starter



Size
 A= _____ in.
 B= _____ in.
 C= _____ deg.

Quantity _____

Coated Side:
 E F