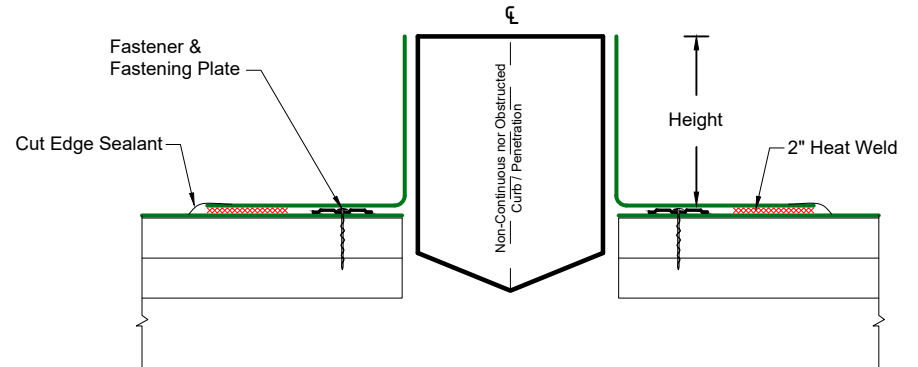
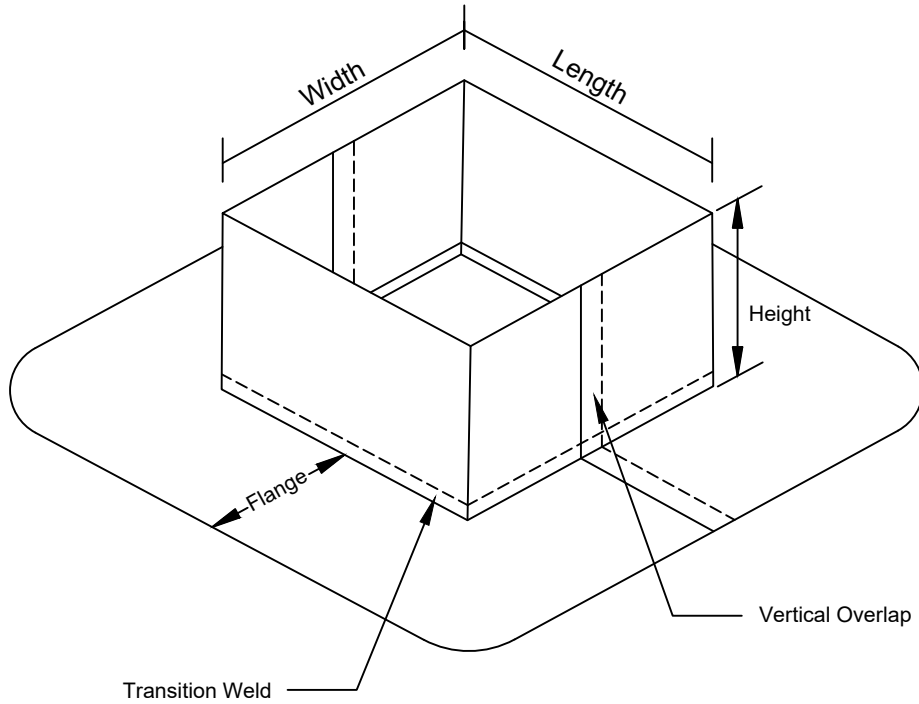
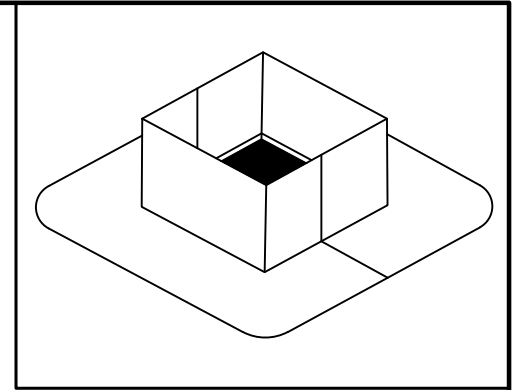
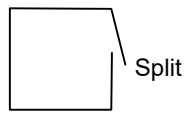
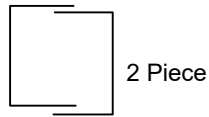
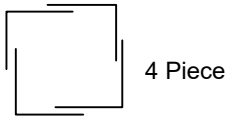


Select One:



Dimensional Constraints				
Curb Type	Length	Width	Height (8" Std.)	Flange (6" Std.)
Closed	12" +	0" - 48"	2" +	3" +
Split	12" +	0" - 106"		
2 Piece	12" +	0" - 106"		
4 Piece	12" +	0" - 106"		



FlashAccessory™ Curb

Drwg. No. SU-036 | 12/2/2022 | TPO/PVC

VARIABLE	NOMINAL	TOLERANCE
Rein. Membrane	60 Mil.	± 10%
Transition Weld	0.625 in.	± 0.125 in.
Vertical Overlap	1.00 in.	± 0.125 in.

*2 Piece model shown

**Length/Width dimensional constraints assumed at 6" Flange